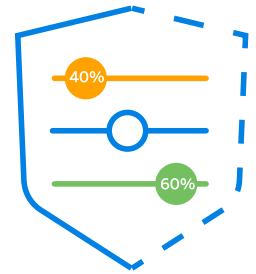


# Milliman SmartShield Series – Moderate

The SmartShield Series leverages Milliman’s global risk management expertise to shield you from market risk, presenting greater overall portfolio strength and stability.



## FEES

Milliman	0.31%
Investments*	0.18%
<b>Total cost to client*</b>	<b>0.49%</b>

## KEY DETAILS

Benchmark	Morningstar Aus Msec Moderate TR AUD
Inception Date	March 2020
Income Distribution	Quarterly

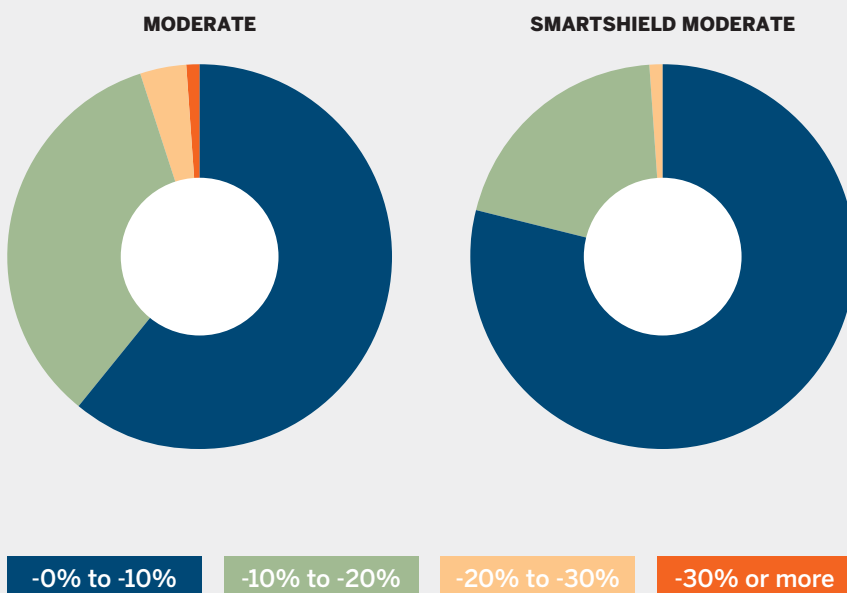
\*includes all indirect costs and assumes target weights

## PORTFOLIO OBJECTIVE

The objective of the portfolio is to outperform the Index, before fees, and tax over a rolling 5-year period.

### SMARTSHIELD OVERLAY

Proportion of maximum drawdowns (peak to trough) within each range, as generated from 5000 random 20 year simulations.



### PORTFOLIO HOLDINGS

#### 40% GROWTH ASSETS

- iShares S&P 500
- iShares MSCI EAFE
- Vanguard Australian Shares
- Vanguard Australian Property
- Even Keel – Global & Domestic Risk Management Classes

#### 60% DEFENSIVE ASSETS

- BetaShares Australian High Interest Cash
- Vanguard Australian Fixed Interest
- Vanguard Global Aggregate Bond AUD Hedged
- Cash

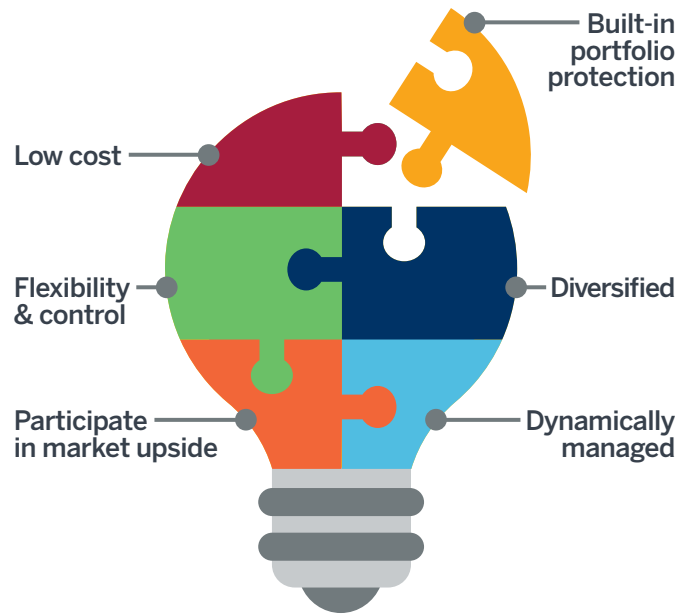
## ABOUT MILLIMAN

Founded in 1947, Milliman is an independent firm with offices in major cities around the globe. Today, it is among the world's largest providers of actuarial and related products and services.

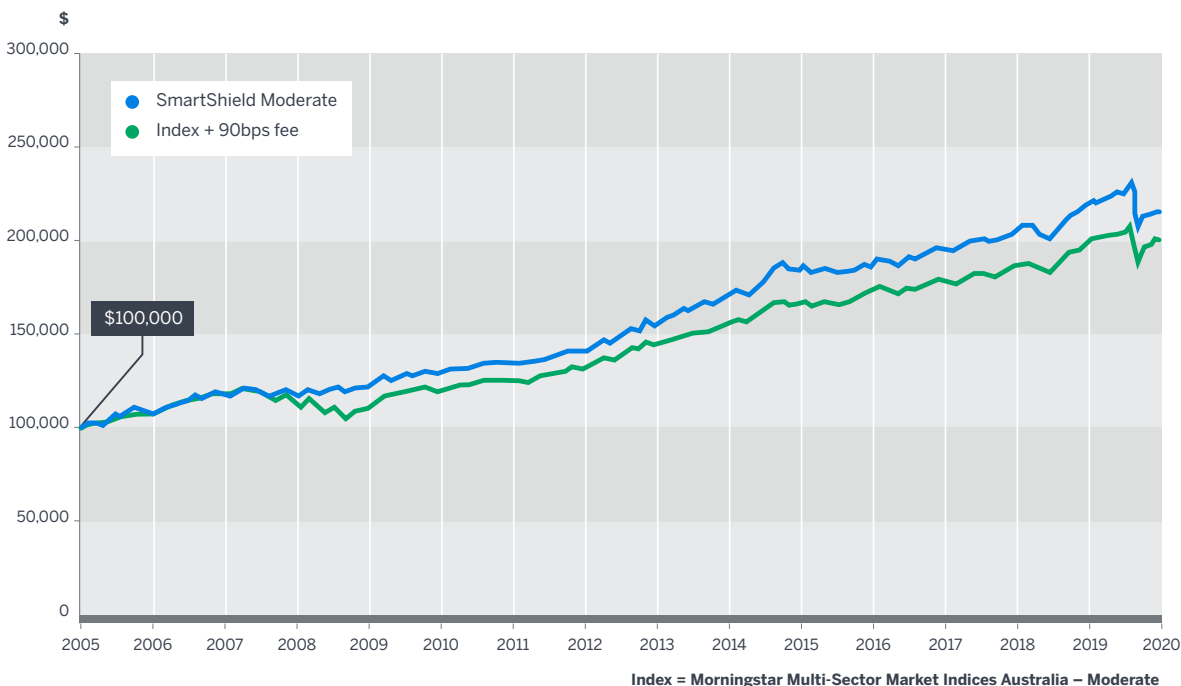
For over half a century, Milliman have been the go-to global risk management experts, working behind the scenes to help the world's leading financial institutions and healthcare organisations. They are now applying this experience and expertise, to create solutions that support financial advisers and their clients.



## THE MISSING PIECE



## SIMULATED HISTORICAL PERFORMANCE



## LIMITATIONS & DISCLAIMERS

Milliman Pty Ltd ABN 51 093 828 418 AFSL 340679 (Milliman AU) for provision to Australian financial services (AFS) licensees and their representatives, [and for other persons who are wholesale clients under section 761G of the Corporations Act]. Not for public use or distribution.

Results based on simulated or hypothetical performance results have certain inherent limitations. Unlike the results shown in and actual performance record, these results do not represent actual trading. Also, because these trades have not actually been executed, these results may have over-or-under-compensated for the impact, if any, of certain market factors, such as lack of liquidity. Simulated or hypothetical trading programs in general are also subject to the fact that they are designed with the benefit of hindsight. No representation is being made that any account will or is likely to achieve profits or losses similar to these being shown.

Milliman Pty Ltd does not make any representations that products or services described or referenced herein are suitable or appropriate for the recipient. Many of the products and services described or referenced herein involve significant risks, and the recipient should not make any decision or enter into any transaction unless the recipient has fully understood all such risks and has independently determined that such decisions or transactions are appropriate for the recipient.

Any discussion of risks contained herein with respect to any product or service should not be considered to be a disclosure of all risks or a complete discussion of the risks involved.

The recipient should not construe any of the material contained herein as investment, hedging, trading, legal, regulatory, tax, accounting or other advice. The recipient should not act on any information in this document without consulting its investment, hedging, trading, legal, regulatory, tax, accounting and other advisors.

Milliman Pty Ltd does not ensure a profit or guarantee against loss.