

# COVID-19

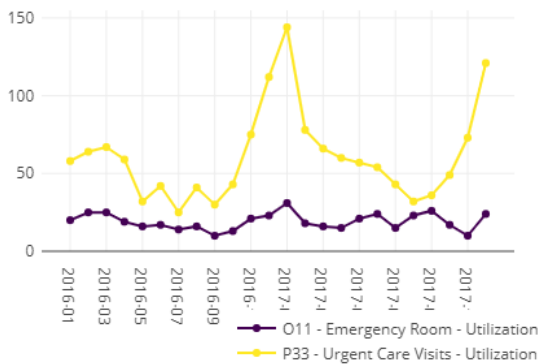
## Data-driven dashboards



MedInsight has created a pre-built set of dashboards to be available to all clients through the MedInsight Portal. Our hope is that these serve as a jumping-off point for analysis, providing useful information at a glance and sample queries containing code sets that can be copied and modified for your organization.

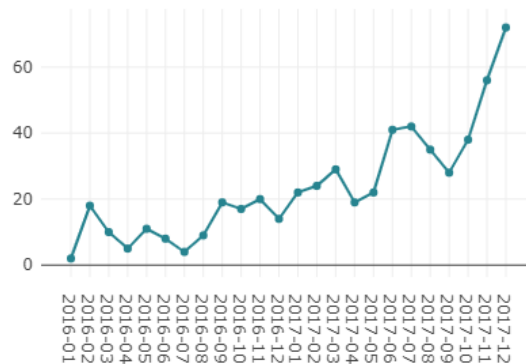
### Emergency room and urgent care visits

This chart uses the expanded diagnosis list outlined above to identify all likely utilization related to the COVID-19 pandemic. ED and Urgent Care are defined using the Health Cost Guidelines (HCGs).



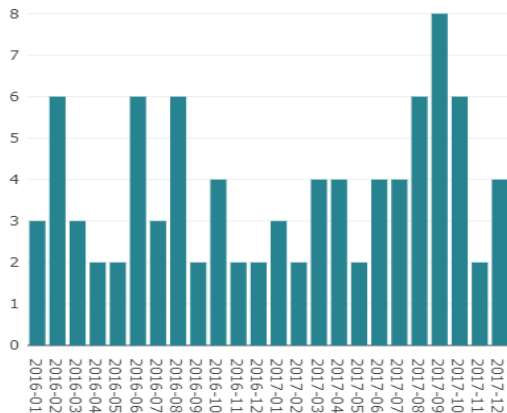
### Telehealth services

This chart tracks utilization of Telehealth Services for all diagnoses, as in-person care may be driven to a telephonic setting. Traditional office visit utilization is also tracked in a separate chart.



### Ventilator utilization

This chart tracks ventilator utilization in the inpatient setting using procedure codes 5A1935Z, 5A1945Z, 5A1955Z, 5A1935Z, 5A1945Z, 5A1955Z, OBH17EZ, and OBH18EZ.



### Elective surgical procedures

CMS has recommended limiting all non-essential planned surgeries and procedures, including dental, until further notice. This chart tracks examples of elective surgical procedures.

